


# The Guardian



Last Chance Squares, Helena, Montana - April, 2023 - Volume 16

## Club Dance Dates:

### April

10th - Hawthorne school - 6:30 floor time

17th - Hawthorne school - 6:30 floor time

22nd - BHB - Spring Fling - David Hinds Calling  
Plus Workshop with Glen 1:00 - 3:30



Plus - 3:30 - 5:00pm

Potluck - 5 - 6:30pm

Pre-rounds/Evening Dance 6:30 - 9:00pm



24th - Hawthorne School - 6:30 Floor time

### May

13th - BHB - Available from 4:00 - 9:00pm

26th, 27th, 28th, 28th - STATE DANCE - Great Falls

Moose Lodge, 401 21st St. *dance party*



Break time


### April Birthdays



29th Betty Carroll

### April Anniversary's


28th Karyn & Dwain





# ALL THINGS CONSIDERED

By  
Ed Foote



## Poetic License

### Don Schlesinger's Square Dance Call Tips

When doing All 8 Circulate,  
Make sure you keep all the rules straight.  
Stay in your own track,  
Just follow a back,  
And walk fast so you won't be late.

The secret to doing Grand Square  
Is always to stay with your pair.  
Walk forward, then back;  
Keep changing your tack.  
In 32 beats, you'll get there!

If you want to Chain Down the Line,  
Just follow these rules; you'll do fine.  
The ladies begin;  
The men then face in.  
A Courtesy Turn, and she's mine!

When trying to do Partner Trade,  
Just do this and you'll have it made.  
First look at a face,  
And then change your place  
To stand where the other just stayed.

There is a strange call that's named Zoom.  
The leads check their shoulder for room.  
Then just loop around  
The backside they've found,  
And wait for the calls to resume.

It's either a full Rollaway,  
Or else it could be Half Sashay.  
But it will not do  
To combine the two.  
To call both of them's not okay!

As the call Walk and Dodge does begin,  
Just remember one thing that's a sin:  
Turn never around!  
By that rule, be bound  
And you'll always be in just like Flynn.

As the caller begins to sing  
The figure that's named Weave the Ring,  
Please note carefully  
The person you see.  
Then come back to that one and swing.

When doing the call Pass the Ocean,  
Don't have the erroneous notion  
To always turn right  
Or left, as you might.  
That isn't the key to the motion.

Whenever you do Tag the Line,  
Remember this rule, to be fine.  
It isn't a riddle:  
Just face to the middle,  
Then pass by two folks by design.

Live Lively -



Square Dance!



## Cheeseburger Egg Rolls

### INGREDIENTS:

1 pound ground beef	1 tablespoon yellow mustard
1 onion, chopped	1 (16 ounce) package egg roll wrappers
1 cup chopped dill pickles	1 cup vegetable oil for frying
1 cup shredded cheese	

Note: There are a bunch of variations of ingredients that can be used to emulate your favorite kind of burger. Try bacon, green chili, blackened seasoning and blue cheese crumbles, tomatoes, mushrooms (I prefer sautéed) and Swiss cheese, or jalapenos and pepper jack cheese.

### DIRECTIONS:

1 Place the ground beef and onion in a skillet over medium heat. Cook and stir for about 10 minutes, breaking up the beef into crumbles as it cooks. Drain the meat and transfer to a bowl. Stir in the chopped pickles, shredded cheese and mustard, and mix together well.

2 Line a baking sheet with parchment paper. Place a bowl of water next to your work surface. Remove an egg roll wrapper from the stack, and cover the remaining wrappers with a damp paper towel to prevent them from drying out.

3 Place the wrapper on the work surface with a corner facing toward you. Place about 1/4 cup of filling on the wrapper, and fold the top corner down over the filling. Tightly roll the wrapper into a cylinder, tucking in the corners as you roll, until the wrapper completely encloses the filling. Moisten the last corner with a little water, and finish wrapping so the moistened corner tightly seals to the egg roll, and there are no gaps to let the filling leak out. Place filled egg rolls on the parchment-lined baking sheet, covered with a slightly damp paper towel, while you finish making the egg rolls.

4 Heat the oil in a deep saucepan or deep fryer to 365 degrees F. Carefully place 2 or 3 egg rolls at a time into the hot oil, and fry for about 4 or 5 minutes, turning the egg rolls over once, until golden brown. Remove the egg rolls with tongs, and drain on paper towels.

5 You can use your favorite condiments to dip them in, such as ketchup, mayo/ketchup mix, mustard/ketchup mix, A1 Sauce, barbecue sauce, ranch dressing or thousand island dressing.



# SEW ON & SEW FORTH

By Karen Reichardt  
[www.squaredancesewing.com](http://www.squaredancesewing.com)



## EASTER

### Concealed Pocket

This pocket works like a fanny-pack, but it fits under the skirt or under the petticoat. It does not show or weigh down the skirt.

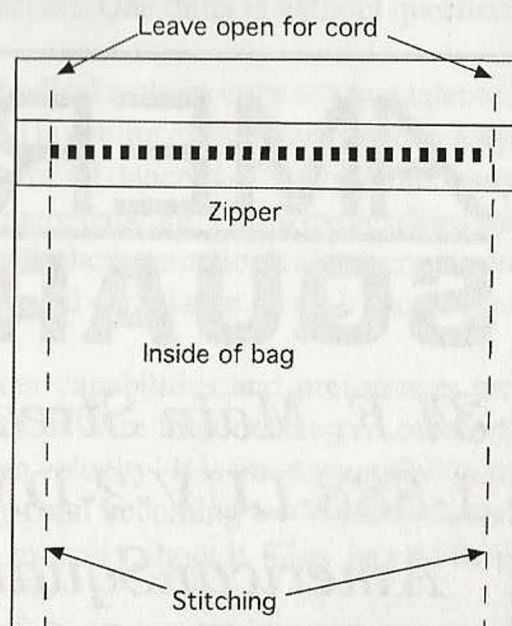
#### Materials

1. Seven inch zipper - any color
2. Fabric - 8 inches by 16 inches, thin and strong like nylon wind breaker
3. Cord or elastic - for the waist tie

#### Instructions

1. Sew the open end of the zipper shut. Just zig zag across the end of the tape with a wide stitch.
2. Lay the zipper face down on the right side of the fabric at the 8 inch side. Stitch down the middle of the zipper tape. Move the zipper down to the other 8 inch side of the fabric and stitch down the middle of the zipper tape. You now have a tube of fabric.
3. Open the zipper. Position the zipper so that it is two inches down from the fold of the tube. Sew the open sides of the tube with a half inch seam. Leave a half inch space at the top of the seam near the zipper.
4. Reach in through the open zipper and turn the pocket right side out.
5. Thread the elastic or cord in through one top corner of the pocket and out through the other top corner. Use the zipper foot to sew across the top of the pocket just below the cord.

Tie the pocket around your waist under your skirt. Your items are safe, secure and invisible. I prefer this to a pocket in the skirt because I take it off after a day of dancing at the convention and put it on the next day with my new outfit. I never forget my stuff in the other skirt pocket.



## EASTER


APRIL FOOLS' IS BEST!  
BUT THE BIGGEST  
FOOL AT LAST!



# MY THOUGHTS

By  
John Geen

[www.promenadesquares.com](http://www.promenadesquares.com)



## “And All That Jazz.”

Jazz concerts in the art museum have long been a unique attraction in San Angelo. I call it mature entertainment. Mature people attend to hear mature musicians play lively but melodious music. Another unique attraction at these concerts is the dancing. Yes, members of the audience are encouraged to take to a dance area, and they do. Their display of energy is truly a pleasure to behold. An exhibition of good nature, good health and good social skills.

Now I am a bit of a critique of dancing – not an expert – a critique. There is a difference!

First let me address facial expression which tells me much. I see many happy faces smiling with confidence and jubilation as they perform with comfort and ease. Others appear to be fulfilling an obligation which is reflected by an appearance of concern and concentration. Perhaps they are in contemplation of the next move, the next part of the pattern, or are concerned about making errors. Are they thinking that someone is watching and critiquing or is it just their nature?

Let us now look at another aspect of the dance. The footwork. Here there is a definite variation from couple-to-couple. With some there is a well-defined repetition of steps taken to the rhythm of the music. Their routine is scripted and disciplined, a


bonding of familiarity between two people. It is artful – surreal art!

Now another couple on the same floor at the same time dancing to the same music is having a hilarious time swinging, swaying and twirling with great enthusiasm. Their dance appears spontaneous with no apparent repetitious pattern. Some impalpable signal apparently passes between them that determines what is next. They are exuberant! If dancing is an art form this is abstract art. One thing is without question, they are a team!

This jive style dancing to jazz music is a methodical activity between two talented people that projects love, respect, dependency and is a thing of familiarity and beauty.

I am a square dance caller, so certain elements of all dance is of interest and many of the observations I have mentioned apply to square dancing. Facial expressions for instance. Is the choreography flowing smoothly? Is there some logical pattern to our selection of calls? Is there a strained and a concerned expression on their faces? Are there smiles of enjoyment?

Square dance music tempo along with dancer capabilities and preferences are often reflected in facial expressions and concern us! Are they dancing in comfort, straining to keep up or plodding along at boredom velocity! It is our responsibility to keep the music happy, to keep the choreography from becoming too repetitious and keep wind in the faces. Jive dancers don't seem to worry about it. They just do their delightful thing.





**State Meeting**  
**March 24 - BHB, Helena, 2023 @ 4:05 pm**

**An Emergency State meeting, of the current officers, was called , so that we could address the issue of Shirlye Kuykendall resigning from the office of Treasurer.**

**Meeting was called to order by JoAnn Yates at 4:05 pm.**

**Shirlye gave us oral notice that she was resigning from the office of Treasurer.**

**James Diemert was nominated by Virgil, 2nd by Dwain. Motion carried. James will now take over the duties of Treasurer.**

**JoAnn Also announced that:**

**Hunter said that Billing would take the 2024 State Festival on.  
Darlene Jolly said Plains Mavericks will take on the 2025 State Festival to be held in Ronan.**

**There being no new further new business meeting was adjourned at 4:17 pm.**

***Karyn Hamilton***

**State Square & Round Secretary**

**Present at meeting:**

**James Diemert**

**Dwain Wood**

**Kathie Kaiser**

**Kim**

**George Yates**

**Glen Tusler**

**Leola Tusler**

**Virgil Kaiser - Past President**

**Karyn Hamilton, Secretary**

**JoAnn Yates - President**

**Shirlye Kuykendall -Treasurer**

**Vice-President - office is vacant**